



# 2008 SCHOOL REPORT CARD

## Education Oversight Board / Office of Accountability

655 Research Parkway, Suite 301, Oklahoma City, OK, 73104 (405) 225-9470 Fax: (405) 225-9474 Web: <http://www.SchoolReportCard.org>

### SOUTH COFFEYVILLE ELEMENTARY (EC-8)

#### SOUTH COFFEYVILLE PUBLIC SCHOOLS

PO BOX 190, S COFFEYVILLE, OK 74072-0190

Telephone (918) 255-6087

53-1051-105

## Community Characteristics

### Socioeconomic Data

	School	District	State Average
Ethnic Makeup Based upon Fall Enrollment:			
Caucasian	67%	66%	58%
Black	0%	0%	11%
Asian	0%	0%	2%
Hispanic	3%	3%	10%
Native American	30%	30%	19%
Average Property Valuation per Student (12/2008)		\$18,172	\$37,366
Students Eligible for Free/Reduced Lunch	62%	55%	56%

### 2000 Census Data

	School	District	State Average
District Population		1,370	6,402
Poverty Rate		10%	15%
Unemployment Rate		3%	5%
Average Household Income		\$41,021	\$44,370
Single-Parent Families		20%	29%
Highest Educational Level for Adults Age 25+			
College Degree		14%	26%
H.S. Diploma w/o College Degree		63%	55%
Less than 12th Grade Education		23%	19%

### Preparation, Motivation & Parental Support

	School	District	State Average
1st-3rd graders receiving reading remediation	69%	69%	36%
Average Number of Days Absent per Student	6.2	6.1	10.4
Mobility Rate (Incoming Students)	8%	9%	10%
Suspension to Student Ratio:			
There was 1 suspension (of 10 days or less) for every ___ students	None	310.0	11.5
There was 1 suspension (of more than 10 days) for every ___ students	None	155.0	134.3
Parents Attending Parent/Teacher Conference	90%	83%	73%
Patrons' Volunteer Hours per Student	0.7	0.8	2.6

### Juvenile Offenders & Offenses (Office of Juvenile Affairs)\*

	School	District	State Average
One out of every ___ students was charged.		62.0	71.0
Of those charged, each averaged ___ offense(s).		3.0	2.1
Of those charged, ___ were alleged gang members.		0	0.8

\*These statistics are provided as another indicator of the environment in which schools must operate. In most cases the offenses were not committed at school.

## 2007-2008 School Educational Process

### Classroom & Administration Characteristics

	School	District Total (All Schools)	Elem. School State Average
Fall Enrollment	201	310	359
Non-Special Ed. Teachers (FTE):			
Number of Teachers	11.7	19.6	20.6
Average Salary (w/ Fringe)	\$41,669	\$42,194	\$42,944
Teachers with Advanced Degree(s)	8.6%	10.2%	24.5%
Average Years of Experience	16.0	14.4	12.6
Students in Special Education	22.9%	21.9%	14.6%
Special Education Teachers (FTE)	0.0	1.0	2.2
Counselors (FTE)	0.0	1.0	0.7
Other Certified Professional Staff (FTE)	0.0	1.0	1.4
Administrators (FTE)	0.5	2.0	1.2

#### Symbols Used on this Report

DNA = Data Not Available  
NA = Not Applicable



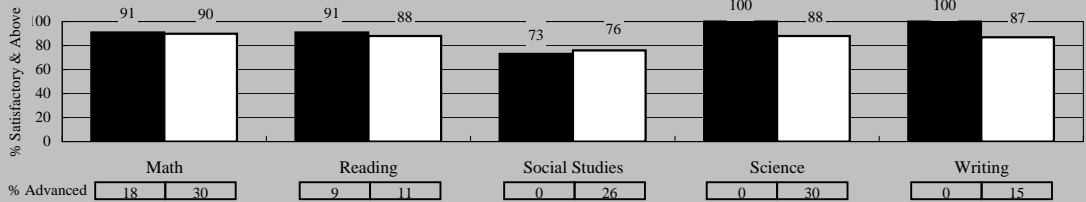



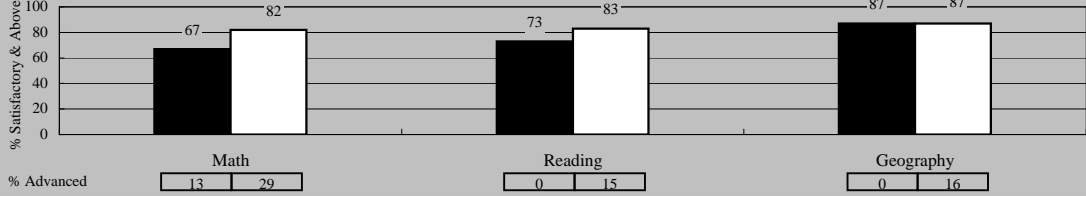
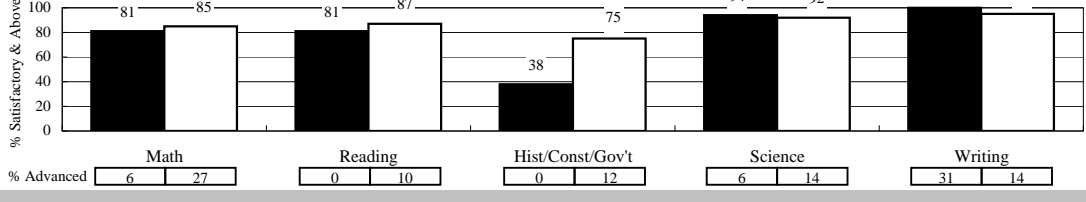
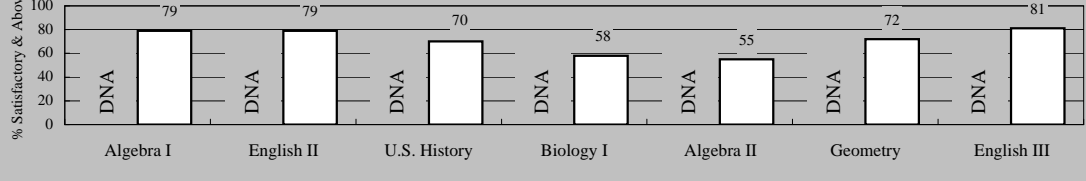
RM = Revised Methodology  
ADM = Average Daily Membership (Average Enrollment)

FTE = Full Time Equivalent

\*\* = Data Protected by Privacy Laws

FTR = School/District Failed to Respond with Useable Data

## 2007-2008 Student Performance

<b>Grade</b>	<b>% of Students Scoring Satisfactory &amp; Above by Subject</b> <small>(Test results were only calculated for "regular full academic year" students.)</small>	<b>Benchmark Met*</b>
<b>3</b>	<div style="text-align: right; margin-bottom: 5px;"> <span style="display: inline-block; width: 15px; height: 10px; background-color: black; margin-right: 5px;"></span> This School                     <span style="display: inline-block; width: 15px; height: 10px; border: 1px solid black; margin-left: 20px; margin-right: 5px;"></span> State Average                 </div> 	
<b>4</b>		
<b>5</b>		
<b>6</b>		
<b>7</b>		
<b>8</b>		
<b>EOI</b> (End-of-Instruction)		<p><i>Most students will be tested in HS. See HS report card for HS students' test results.</i></p>

✓ = at least 70% scoring "Satisfactory & Above" in all subjects

★ = at least 70% scoring "Satisfactory & Above" and at least 25% "Advanced" in all subjects

\*In order to meet the benchmarks, there must be results available for every subject.