



# 2008 SCHOOL REPORT CARD

## Education Oversight Board / Office of Accountability

655 Research Parkway, Suite 301, Oklahoma City, OK, 73104 (405) 225-9470 Fax: (405) 225-9474 Web: <http://www.SchoolReportCard.org>

### WHITTIER ELEMENTARY (KG-6)

#### MUSKOGEE PUBLIC SCHOOLS

202 W BROADWAY ST, MUSKOGEE, OK 74401-6651

Telephone (918) 684-3800

51-1020-180

## Community Characteristics

### Socioeconomic Data

	School	District	State Average
Ethnic Makeup Based upon Fall Enrollment:			
Caucasian	41%	34%	58%
Black	10%	24%	11%
Asian	0%	1%	2%
Hispanic	8%	8%	10%
Native American	40%	33%	19%
Average Property Valuation per Student (12/2008)		\$36,918	\$37,366
Students Eligible for Free/Reduced Lunch	95%	76%	56%

### 2000 Census Data

District Population		39,245	6,402
Poverty Rate		20%	15%
Unemployment Rate		8%	5%
Average Household Income		\$37,461	\$44,370
Single-Parent Families		38%	29%
Highest Educational Level for Adults Age 25+			
College Degree		23%	26%
H.S. Diploma w/o College Degree		52%	55%
Less than 12th Grade Education		26%	19%

### Preparation, Motivation & Parental Support

1st-3rd graders receiving reading remediation	37%	34%	36%
Average Number of Days Absent per Student	10.4	11.8	10.4
Mobility Rate (Incoming Students)	8%	12%	10%
Suspension to Student Ratio:			
There was 1 suspension (of 10 days or less) for every ___ students	3.2	5.6	11.5
There was 1 suspension (of more than 10 days) for every ___ students	144.0	66.7	134.3
Parents Attending Parent/Teacher Conference	69%	59%	73%
Patrons' Volunteer Hours per Student	7.1	1.9	2.6

### Juvenile Offenders & Offenses (Office of Juvenile Affairs)\*

One out of every ___ students was charged.		72.8	71.0
Of those charged, each averaged ___ offense(s).		2.1	2.1
Of those charged, ___ were alleged gang members.		2	0.8

\*These statistics are provided as another indicator of the environment in which schools must operate. In most cases the offenses were not committed at school.

## 2007-2008 School Educational Process

### Classroom & Administration Characteristics

	School	District Total (All Schools)	Elem. School State Average
Fall Enrollment	288	6,404	359
Non-Special Ed. Teachers (FTE):			
Number of Teachers	18.0	350.8	20.6
Average Salary (w/ Fringe)	\$42,848	\$45,641	\$42,944
Teachers with Advanced Degree(s)	22.2%	23.0%	24.5%
Average Years of Experience	8.9	12.1	12.6
Students in Special Education	19.1%	14.7%	14.6%
Special Education Teachers (FTE)	2.0	41.8	2.2
Counselors (FTE)	0.5	15.0	0.7
Other Certified Professional Staff (FTE)	2.7	40.3	1.4
Administrators (FTE)	1.0	29.9	1.2

#### Symbols Used on this Report

DNA = Data Not Available

RM = Revised Methodology

FTE = Full Time Equivalent




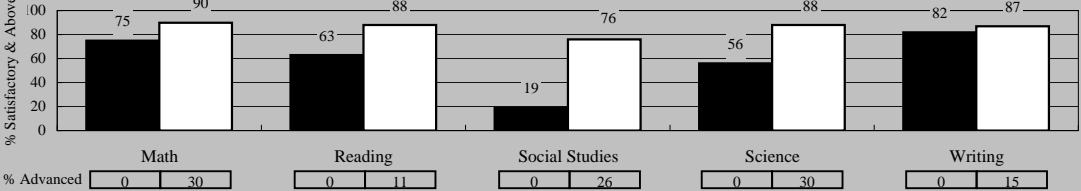

\*\* = Data Protected by Privacy Laws

NA = Not Applicable

ADM = Average Daily Membership (Average Enrollment)

FTR = School/District Failed to Respond with Useable Data

## 2007-2008 Student Performance

<b>Grade</b>	<b>% of Students Scoring Satisfactory &amp; Above by Subject</b> <small>(Test results were only calculated for "regular full academic year" students.)</small>	<b>Benchmark Met*</b>
<b>3</b>	<div style="text-align: right; margin-bottom: 5px;"> <span style="display: inline-block; width: 10px; height: 10px; background-color: black; margin-right: 5px;"></span> This School                     <span style="display: inline-block; width: 10px; height: 10px; border: 1px solid black; margin-left: 20px; margin-right: 5px;"></span> State Average                 </div> 	
<b>4</b>		
<b>5</b>		
<b>6</b>		
<b>7</b>	<p><i>Grade Not Offered at This School Site</i></p>	
<b>8</b>	<p><i>Grade Not Offered at This School Site</i></p>	
<b>EOI</b> (End-of-Instruction)	<p><i>Grade Not Offered at This School Site</i></p>	<p><i>Most students will be tested in HS. See HS report card for HS students' test results.</i></p>

✓ = at least 70% scoring "Satisfactory & Above" in all subjects     
 ★ = at least 70% scoring "Satisfactory & Above" and at least 25% "Advanced" in all subjects  
 \*In order to meet the benchmarks, there must be results available for every subject.