



2008 SCHOOL REPORT CARD

Education Oversight Board / Office of Accountability

655 Research Parkway, Suite 301, Oklahoma City, OK, 73104 (405) 225-9470 Fax: (405) 225-9474 Web: <http://www.SchoolReportCard.org>

WAURIKA ELEMENTARY (EC-5)

WAURIKA PUBLIC SCHOOLS

600 E FLORIDA AVE, WAURIKA, OK 73573

Telephone (580) 228-3531

34-1023-105

Community Characteristics

Socioeconomic Data

	School	District	State Average
Ethnic Makeup Based upon Fall Enrollment:			
Caucasian	74%	76%	58%
Black	2%	1%	11%
Asian	0%	0%	2%
Hispanic	12%	11%	10%
Native American	11%	11%	19%
Average Property Valuation per Student (12/2008)		\$28,578	\$37,366
Students Eligible for Free/Reduced Lunch	66%	57%	56%

2000 Census Data

	School	District	State Average
District Population		2,930	6,402
Poverty Rate		15%	15%
Unemployment Rate		5%	5%
Average Household Income		\$32,723	\$44,370
Single-Parent Families		16%	29%
Highest Educational Level for Adults Age 25+			
College Degree		12%	26%
H.S. Diploma w/o College Degree		60%	55%
Less than 12th Grade Education		27%	19%

Preparation, Motivation & Parental Support

	School	District	State Average
1st-3rd graders receiving reading remediation	36%	36%	36%
Average Number of Days Absent per Student	10.1	10.5	10.4
Mobility Rate (Incoming Students)	13%	12%	10%
Suspension to Student Ratio:			
There was 1 suspension (of 10 days or less) for every ___ students	None	None	11.5
There was 1 suspension (of more than 10 days) for every ___ students	None	None	134.3
Parents Attending Parent/Teacher Conference	98%	85%	73%
Patrons' Volunteer Hours per Student	0.5	0.5	2.6

Juvenile Offenders & Offenses (Office of Juvenile Affairs)*

	School	District	State Average
One out of every ___ students was charged.		204.5	71.0
Of those charged, each averaged ___ offense(s).		2.0	2.1
Of those charged, ___ were alleged gang members.		0	0.8

*These statistics are provided as another indicator of the environment in which schools must operate. In most cases the offenses were not committed at school.

2007-2008 School Educational Process

Classroom & Administration Characteristics

	School	District Total (All Schools)	Elem. School State Average
Fall Enrollment	210	409	359
Non-Special Ed. Teachers (FTE):			
Number of Teachers	17.0	33.7	20.6
Average Salary (w/ Fringe)	\$41,505	\$42,275	\$42,944
Teachers with Advanced Degree(s)	47.1%	35.6%	24.5%
Average Years of Experience	13.9	14.0	12.6
Students in Special Education	18.6%	15.6%	14.6%
Special Education Teachers (FTE)	1.0	2.0	2.2
Counselors (FTE)	0.3	1.0	0.7
Other Certified Professional Staff (FTE)	1.0	2.0	1.4
Administrators (FTE)	1.0	3.0	1.2

Symbols Used on this Report

DNA = Data Not Available
NA = Not Applicable





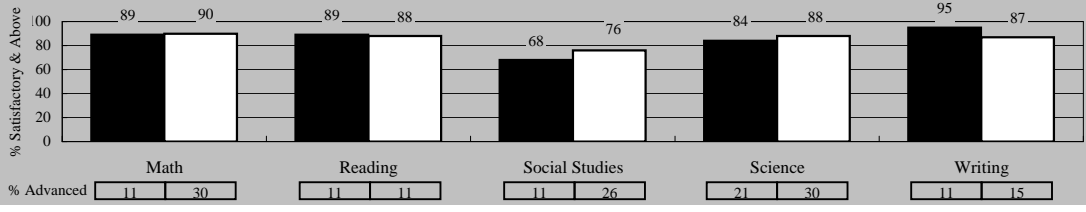
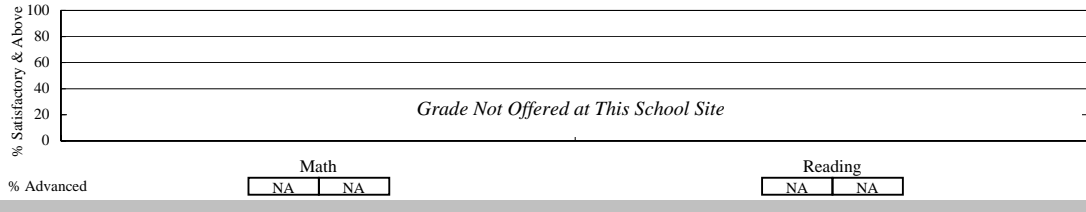
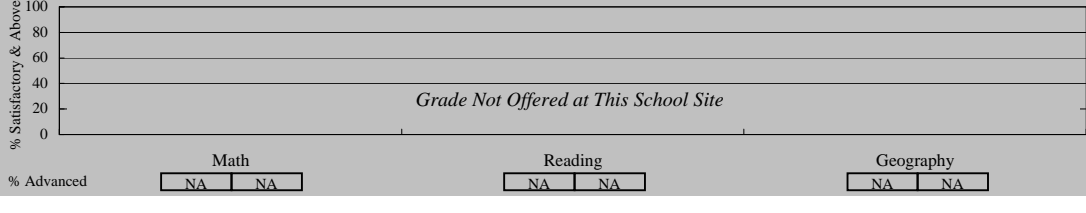
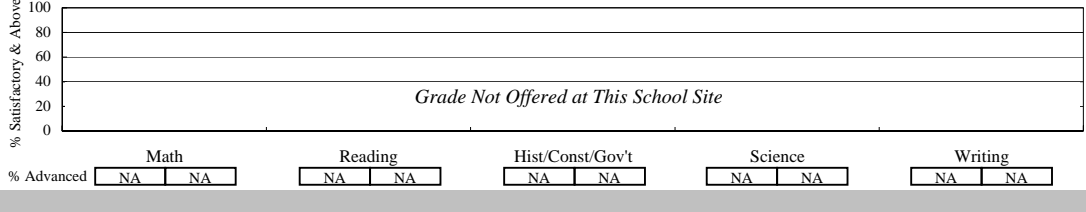
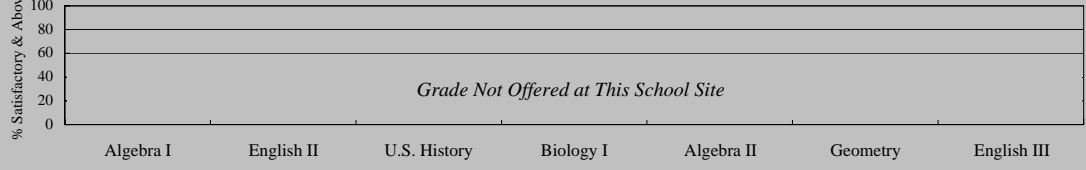
RM = Revised Methodology
ADM = Average Daily Membership (Average Enrollment)

FTE = Full Time Equivalent

** = Data Protected by Privacy Laws

FTR = School/District Failed to Respond with Useable Data

2007-2008 Student Performance

Grade	% of Students Scoring Satisfactory & Above by Subject (Test results were only calculated for "regular full academic year" students.) ■ This School □ State Average 	Benchmark Met*
3	<div style="text-align: center;">  </div>	
4	<div style="text-align: center;">  </div>	
5	<div style="text-align: center;">  </div>	
6	<p>Grade Not Offered at This School Site</p> <div style="text-align: center;">  </div>	
7	<p>Grade Not Offered at This School Site</p> <div style="text-align: center;">  </div>	
8	<p>Grade Not Offered at This School Site</p> <div style="text-align: center;">  </div>	
EOI (End-of-Instruction)	<p>Grade Not Offered at This School Site</p> <div style="text-align: center;">  </div>	<p><i>Most students will be tested in HS. See HS report card for HS students' test results.</i></p>

✓ = at least 70% scoring "Satisfactory & Above" in all subjects
 ★ = at least 70% scoring "Satisfactory & Above" and at least 25% "Advanced" in all subjects
 *In order to meet the benchmarks, there must be results available for every subject.