



# 2008 SCHOOL REPORT CARD

## Education Oversight Board / Office of Accountability

655 Research Parkway, Suite 301, Oklahoma City, OK, 73104 (405) 225-9470 Fax: (405) 225-9474 Web: <http://www.SchoolReportCard.org>

### WATTS ELEMENTARY (EC-8)

WATTS PUBLIC SCHOOLS

RR 2 BOX 1, WATTS, OK 74964-9501

Telephone (918) 422-5131

01-1004-105

## Community Characteristics

### Socioeconomic Data

	School	District	State Average
Ethnic Makeup Based upon Fall Enrollment:			
Caucasian	47%	50%	58%
Black	0%	0%	11%
Asian	0%	1%	2%
Hispanic	3%	3%	10%
Native American	49%	46%	19%
Average Property Valuation per Student (12/2008)		\$13,012	\$37,366
Students Eligible for Free/Reduced Lunch	85%	84%	56%

### 2000 Census Data

	School	District	State Average
District Population		1,750	6,402
Poverty Rate		20%	15%
Unemployment Rate		5%	5%
Average Household Income		\$31,325	\$44,370
Single-Parent Families		28%	29%
Highest Educational Level for Adults Age 25+			
College Degree		7%	26%
H.S. Diploma w/o College Degree		58%	55%
Less than 12th Grade Education		35%	19%

### Preparation, Motivation & Parental Support

	School	District	State Average
1st-3rd graders receiving reading remediation	37%	37%	36%
Average Number of Days Absent per Student	10.4	11.7	10.4
Mobility Rate (Incoming Students)	10%	12%	10%
Suspension to Student Ratio:			
There was 1 suspension (of 10 days or less) for every ___ students	66.3	27.1	11.5
There was 1 suspension (of more than 10 days) for every ___ students	None	406.0	134.3
Parents Attending Parent/Teacher Conference	18%	13%	73%
Patrons' Volunteer Hours per Student	0.8	0.5	2.6

### Juvenile Offenders & Offenses (Office of Juvenile Affairs)\*

	School	District	State Average
One out of every ___ students was charged.		101.5	71.0
Of those charged, each averaged ___ offense(s).		9.5	2.1
Of those charged, ___ were alleged gang members.		0	0.8

\*These statistics are provided as another indicator of the environment in which schools must operate. In most cases the offenses were not committed at school.

## 2007-2008 School Educational Process

### Classroom & Administration Characteristics

	School	District Total (All Schools)	Elem. School State Average
Fall Enrollment	265	406	359
Non-Special Ed. Teachers (FTE):			
Number of Teachers	12.6	24.3	20.6
Average Salary (w/ Fringe)	\$38,497	\$39,939	\$42,944
Teachers with Advanced Degree(s)	0.0%	8.2%	24.5%
Average Years of Experience	10.2	12.1	12.6
Students in Special Education	27.9%	18.9%	14.6%
Special Education Teachers (FTE)	1.0	1.0	2.2
Counselors (FTE)	0.0	1.0	0.7
Other Certified Professional Staff (FTE)	0.0	1.9	1.4
Administrators (FTE)	1.0	2.3	1.2

#### Symbols Used on this Report

DNA = Data Not Available  
NA = Not Applicable





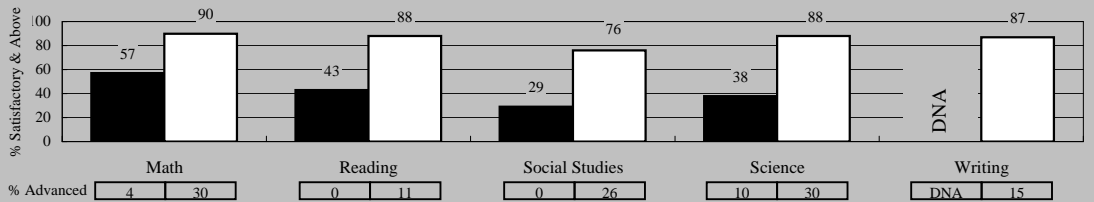

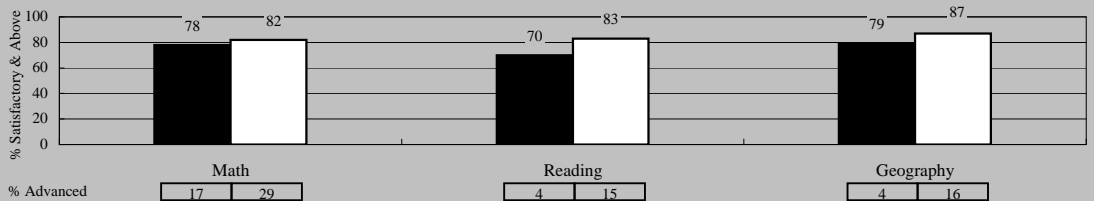

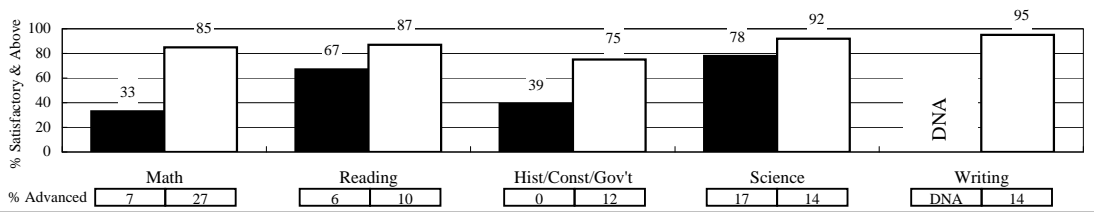
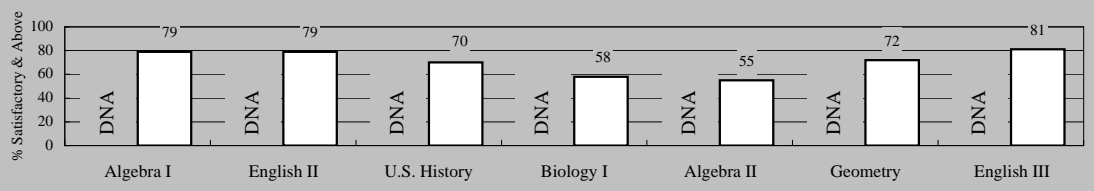
RM = Revised Methodology  
ADM = Average Daily Membership (Average Enrollment)

FTE = Full Time Equivalent

\*\* = Data Protected by Privacy Laws

FTR = School/District Failed to Respond with Useable Data

## 2007-2008 Student Performance

<b>Grade</b>	<b>% of Students Scoring Satisfactory &amp; Above by Subject</b> <small>(Test results were only calculated for "regular full academic year" students.)</small>	<b>Benchmark Met*</b>
<b>3</b>	<div style="text-align: right; margin-bottom: 5px;"> <span style="display: inline-block; width: 10px; height: 10px; background-color: black; margin-right: 5px;"></span> This School                     <span style="display: inline-block; width: 10px; height: 10px; border: 1px solid black; margin-left: 20px; margin-right: 5px;"></span> State Average                 </div> 	
<b>4</b>		
<b>5</b>		
<b>6</b>		
<b>7</b>		
<b>8</b>		
<b>EOI</b> (End-of-Instruction)		<i>Most students will be tested in HS. See HS report card for HS students' test results.</i>

✓ = at least 70% scoring "Satisfactory & Above" in all subjects     
 ★ = at least 70% scoring "Satisfactory & Above" and at least 25% "Advanced" in all subjects  
 \*In order to meet the benchmarks, there must be results available for every subject.