

District:

LEEDEY**ROGER MILLS County**

PO BOX 67

LEEDEY, OK 73654-0067

Phone: (580) 488-3424

Community Characteristics**Community Group: HI****Socioeconomic Data**

	District Community	State Average
Ethnic Makeup Based upon Fall Enrollment:		
Caucasian	81%	58%
Black	4%	11%
Asian	0%	2%
Hispanic	5%	10%
Native American	10%	19%
Average Property Valuation per ADM (12/2008)	\$91,719	\$37,366
Students Eligible for Free/Reduced Lunch	40.2%	56.0%

2000 Census Data

	District	State
District Population	1,155	6,402
Poverty Rate	12%	15%
Unemployment Rate	2%	5%
Average Household Income	\$42,605	\$44,370
Single-Parent Families	14%	29%
Highest Educational Level for Adults Age 25+		
College Degree	21%	26%
H.S. Diploma w/o College Degree	60%	55%
Less than 12th Grade Education	19%	19%

Preparation, Motivation and Parental Support

1st-3rd Graders Receiving Reading Remediation	24.5%	35.7%
Average Number of Days Absent per Student	7.9	10.4
Mobility Rate (Incoming Students)	1.7%	10.0%
Suspension to Student Ratio:		
1 suspension (<= 10 days) per ___ students	None	11.5
1 suspension (> 10 days) per ___ students	None	134.3
Parents Attending at least 1 Parent/Teacher Conf.	87.6%	72.6%
Patrons' Volunteer Hours per Student	0.0	2.6

Juvenile Offenders & Offenses (OJA)

One out of every ___ students was charged.	183.0	71.0
Of those charged, each averaged ___ offense(s).	4.0	2.1
Of those charged, ___ were alleged gang members.	0	0.8

Symbols Used on this Report:

ADM = Average Daily Membership (Average Enrollment)

FTE = Full Time Equivalent

NA = Not Applicable

** = Data Protected by Privacy Laws

FTR = School/District Failed to Respond with Useable Data

DNA = Data Not Available from Providing Agency

RM = Revised Methodology

District Educational Process**Grade Organization, District Area & Enrollment**

This district offered grades EC-12 in school year 2007-2008. It was comprised of 1 Elementary School(s), 0 MS/JHS, and 1 High School(s). The district covered 319 square miles, with 0.6 students per square mile.

	District	Community Group Avg.	State Avg.
2006/2007 Average Enrollment (ADM)	189.0	163.5	1,172.2
2007/2008 Average Enrollment (ADM)	179.2	171.0	1,176.7
Difference from 2006/2007 to 2007/2008	-9.8 (-5.2%)	7.5	4.5

Student Programs

Students Identified as Gifted/Talented	4.5%	14.8%	17.0%
Students in Special Education	13.4%	15.9%	15.0%

Classroom Teachers & Professional Support (FTE)

Non-Special Ed. Teachers:			
Number of Teachers	19.5	15.2	70.2
Avg. Salary (w/ Fringe)	\$44,508	\$42,525	\$43,275
Teachers w/ Advanced Degree(s)	43.1%	24.8%	26.5%
Avg. Years of Experience	17.5	12.8	12.7
Special Education Teachers	1.0	0.9	8.1
Counselors	0.5	0.4	3.0
Other Certified Professional Staff	0.5	0.7	5.8

School & District Administration (FTE)

School & District Administrators	2.0	1.8	6.5
Average Salary of Administrators	\$75,146	\$66,506	\$72,160
Teachers per Administrator	10.3	8.9	12.1

District Revenues (ALL FUNDS)

Local & County	32.8%	43.7%	34.9%
State	64.1%	48.0%	53.3%
Federal	3.1%	8.3%	11.8%

District Expenditures (ALL FUNDS)

	District		Community Group Avg.		State Average	
	%	\$/ADM	%	\$/ADM	%	\$/ADM
Instruction	50.5%	\$7,476	53.2%	\$5,738	55.7%	\$4,237
Student Support	4.8%	\$707	4.8%	\$520	6.7%	\$512
Instructional Support	2.2%	\$318	2.5%	\$272	3.4%	\$261
District Administration	4.7%	\$693	6.8%	\$733	2.9%	\$222
School Administration	3.9%	\$570	4.1%	\$437	5.5%	\$418
District Support	25.0%	\$3,694	19.5%	\$2,099	17.1%	\$1,303
Other	9.1%	\$1,340	9.2%	\$995	8.6%	\$652
Total	100.0%	\$14,798	100.0%	\$10,794	100.0%	\$7,605
Debt Service in Addition to Above		\$828		\$331		\$554

Average HS Curriculum (Units Offered in Selected Subject Areas)

	District	Community Group Avg.	State Average
Language Arts	6.0	5.6	9.5
Science	4.0	4.1	6.9
Math	4.0	4.4	7.0
Social Studies	3.5	4.1	6.2
Fine Arts	4.0	3.6	6.8
Languages (non-English)	2.0	1.2	3.0
Total	23.5	23.2	39.5

**Office of Accountability**

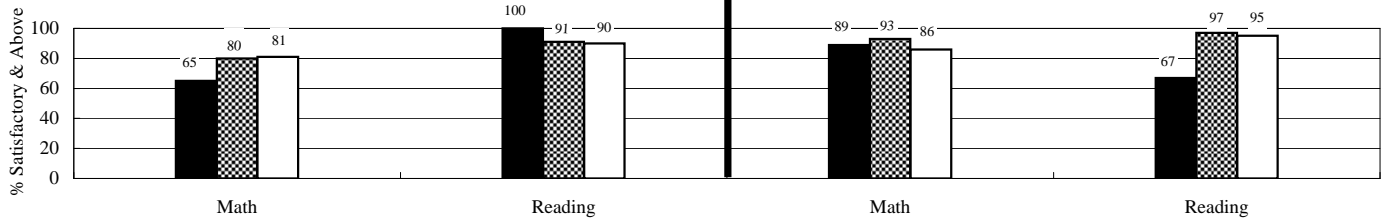
655 Research Parkway, Suite 301
 Oklahoma City, OK 73104
 (405) 225-9470 Fax: (405) 225-9474
 Web Address: www.SchoolReportCard.org

Student Performance

District: LEEDEY

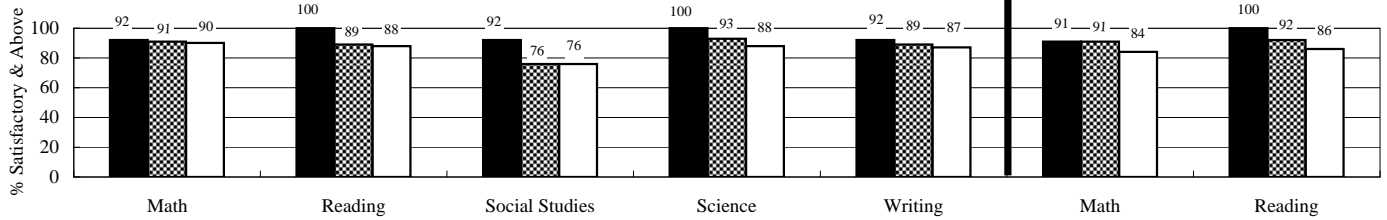
3rd Grade Tests *

4th Grade Tests *



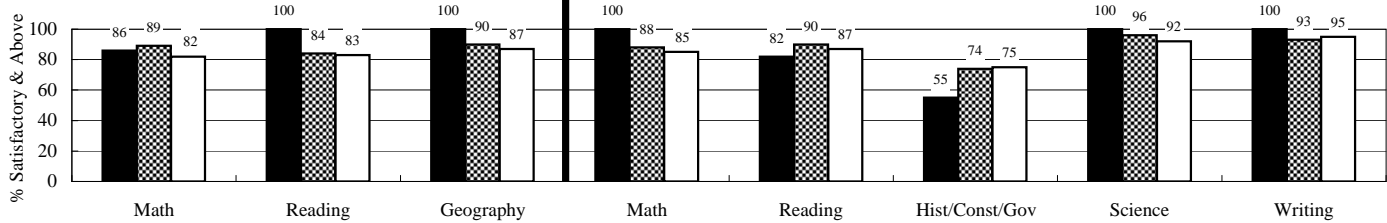
5th Grade Tests *

6th Grade Tests *



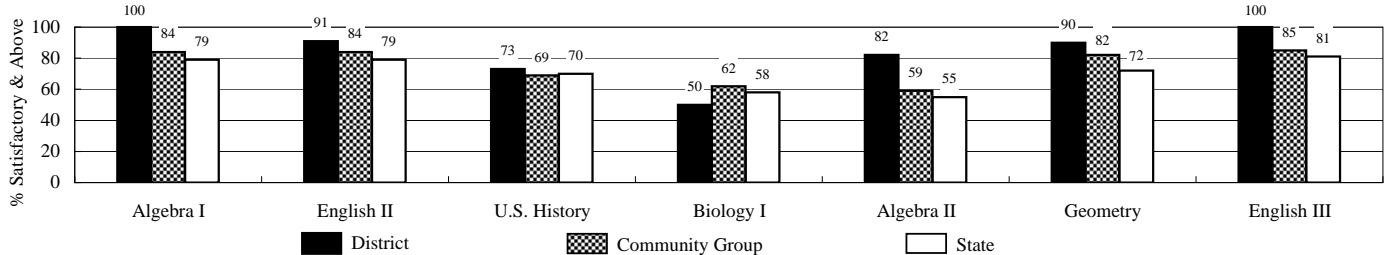
7th Grade Tests *

8th Grade Tests *



End-of-Instruction Tests *

Tests are administered to students taking the related course work. 8th grade students taking the related course work are also included on this report.



* Test results were only calculated for "regular full academic year" students.

Additional High School Performance Measures

	District	Community Group Average	State Average
Senior Graduation Rate (2008 Seniors)	100.0%	99.7%	97.3%
4-Year Dropout Rate (Class of 2008)	6.3%	2.8%	13.2%
Average GPA of HS Seniors (2008 Seniors)	3.4	3.2	3.0
Career-Tech Occupationally-Specific Program Participation Rate (Class of '05-'07)	94.9%	54.9%	44.6%
Career-Tech Occupationally-Specific Program Completion Rate (Class of '05-'07)	97.3%	82.5%	80.6%
Average ACT Score (Class of 2008)	18.9	19.5	20.8
HS Graduates Completing Regents' College-Bound Curriculum	100.0%	85.2%	81.8%
Out-of-State College-Going Rate	0.0%	5.9%	7.0%
Oklahoma College-Going Rate ('05-'07)	71.8%	54.2%	52.8%
Oklahoma College Freshmen taking at least one remedial course in Math, English, Science, or Reading ('05-'07)	22.2%	34.7%	36.5%
Oklahoma College Freshmen with GPA 2.0 or Above ('05-'07)	92.9%	78.4%	70.4%
Oklahoma College Completion Rate (1999-2001)	54.8%	51.7%	44.1%