

District:

OAKDALE**OKLAHOMA County**

10901 N SOONER RD
EDMOND, OK 73013-8301
Phone: (405) 771-3373

Community Characteristics**Community Group: G1****Socioeconomic Data**

	District Community	State Average
Ethnic Makeup Based upon Fall Enrollment:		
Caucasian	84%	58%
Black	5%	11%
Asian	3%	2%
Hispanic	7%	10%
Native American	2%	19%
Average Property Valuation per ADM (12/2008)	\$121,763	\$37,366
Students Eligible for Free/Reduced Lunch	8.5%	56.0%

2000 Census Data

	District Community	State Average
District Population	1,645	6,402
Poverty Rate	3%	15%
Unemployment Rate	1%	5%
Average Household Income	\$122,183	\$44,370
Single-Parent Families	2%	29%
Highest Educational Level for Adults Age 25+		
College Degree	59%	26%
H.S. Diploma w/o College Degree	33%	55%
Less than 12th Grade Education	8%	19%

Preparation, Motivation and Parental Support

1st-3rd Graders Receiving Reading Remediation	25.8%	35.7%
Average Number of Days Absent per Student	5.3	10.4
Mobility Rate (Incoming Students)	2.7%	10.0%
Suspension to Student Ratio:		
1 suspension (<= 10 days) per ___ students	None	11.5
1 suspension (> 10 days) per ___ students	None	134.3
Parents Attending at least 1 Parent/Teacher Conf.	95.0%	72.6%
Patrons' Volunteer Hours per Student	1.4	2.6

Juvenile Offenders & Offenses (OJA)

One out of every ___ students was charged.	None Reported	71.0
Of those charged, each averaged ___ offense(s).	0.0	2.1
Of those charged, ___ were alleged gang members.	0	0.8

Symbols Used on this Report:

ADM = Average Daily Membership (Average Enrollment)

FTE = Full Time Equivalent

NA = Not Applicable

** = Data Protected by Privacy Laws

FTR = School/District Failed to Respond with Useable Data

DNA = Data Not Available from Providing Agency

RM = Revised Methodology

District Educational Process**Grade Organization, District Area & Enrollment**

This district offered grades EC-8 in school year 2007-2008. It was comprised of 1 Elementary School(s), 0 MS/JHS, and 0 High School(s). The district covered 9 square miles, with 53.3 students per square mile.

	District	Community Group Avg.	State Avg.
2006/2007 Average Enrollment (ADM)	433.2	346.0	1,172.2
2007/2008 Average Enrollment (ADM)	480.0	348.0	1,176.7
Difference from 2006/2007 to 2007/2008	46.9 (10.8%)	2.0	4.5

Student Programs

Students Identified as Gifted/Talented	14.4%	14.5%	17.0%
Students in Special Education	10.4%	15.2%	15.0%

Classroom Teachers & Professional Support (FTE)

Non-Special Ed. Teachers:			
Number of Teachers	27.0	24.3	70.2
Avg. Salary (w/ Fringe)	\$44,298	\$42,520	\$43,275
Teachers w/ Advanced Degree(s)	24.4%	22.5%	26.5%
Avg. Years of Experience	14.7	13.9	12.7
Special Education Teachers	1.0	1.7	8.1
Counselors	0.0	0.8	3.0
Other Certified Professional Staff	2.9	1.4	5.8

School & District Administration (FTE)

School & District Administrators	3.0	2.6	6.5
Average Salary of Administrators	\$64,172	\$70,242	\$72,160
Teachers per Administrator	9.3	9.9	12.1

District Revenues (ALL FUNDS)

Local & County	85.9%	36.7%	34.9%
State	9.9%	54.1%	53.3%
Federal	4.2%	9.2%	11.8%

District Expenditures (ALL FUNDS)

	District		Community Group Avg.		State Average	
	%	\$/ADM	%	\$/ADM	%	\$/ADM
Instruction	56.5%	\$3,290	54.9%	\$4,687	55.7%	\$4,237
Student Support	4.2%	\$244	5.5%	\$469	6.7%	\$512
Instructional Support	3.6%	\$212	2.1%	\$183	3.4%	\$261
District Administration	6.2%	\$363	5.3%	\$449	2.9%	\$222
School Administration	6.0%	\$351	5.1%	\$433	5.5%	\$418
District Support	17.4%	\$1,015	17.5%	\$1,492	17.1%	\$1,303
Other	5.9%	\$344	9.6%	\$822	8.6%	\$652
Total	100.0%	\$5,818	100.0%	\$8,535	100.0%	\$7,605
Debt Service in Addition to Above		\$1,073		\$292		\$554

Average HS Curriculum (Units Offered in Selected Subject Areas)

	District	Community Group Avg.	State Average
Language Arts	No High School	7.4	9.5
Science	No High School	5.2	6.9
Math	No High School	6.0	7.0
Social Studies	No High School	4.7	6.2
Fine Arts	No High School	4.7	6.8
Languages (non-English)	No High School	1.7	3.0
Total	No High School	29.7	39.5

**Office of Accountability**

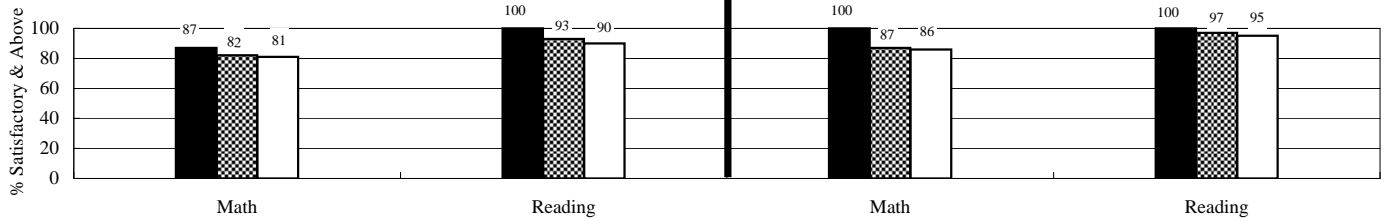
655 Research Parkway, Suite 301
Oklahoma City, OK 73104
(405) 225-9470 Fax: (405) 225-9474
Web Address: www.SchoolReportCard.org

Student Performance

District: OAKDALE

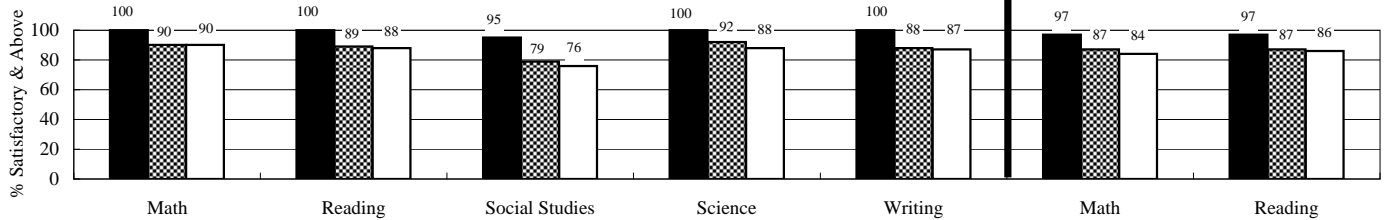
3rd Grade Tests *

4th Grade Tests *



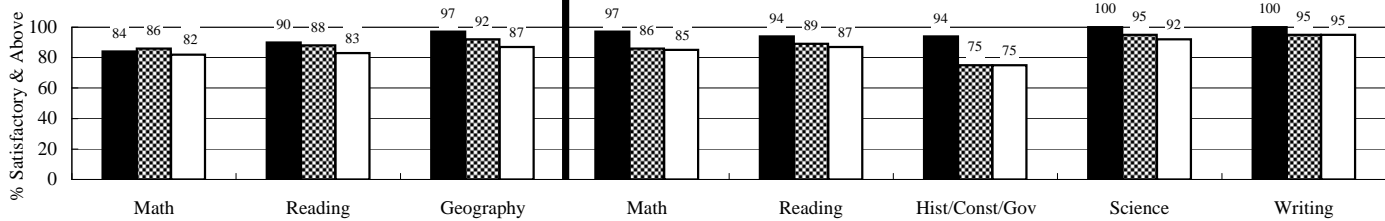
5th Grade Tests *

6th Grade Tests *



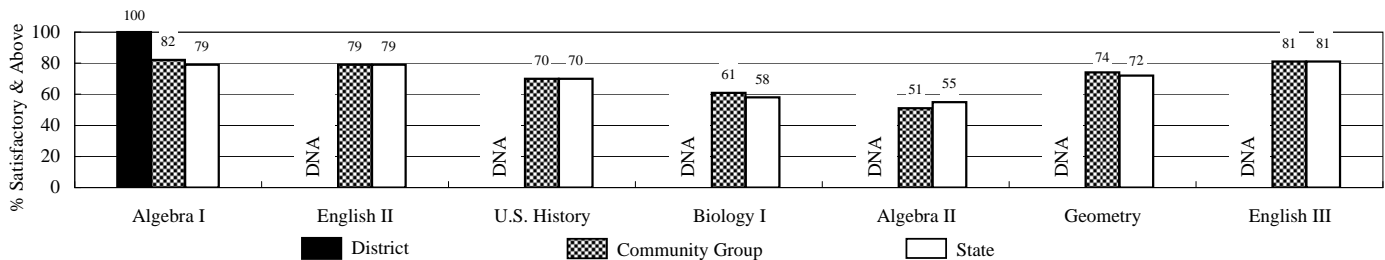
7th Grade Tests *

8th Grade Tests *



End-of-Instruction Tests *

Tests are administered to students taking the related course work. 8th grade students taking the related course work are also included on this report.



* Test results were only calculated for "regular full academic year" students.

Additional High School Performance Measures

	District	Community Group Average	State Average
Senior Graduation Rate (2008 Seniors)	No HS	98.4%	97.3%
4-Year Dropout Rate (Class of 2008)	No HS	5.3%	13.2%
Average GPA of HS Seniors (2008 Seniors)	No HS	3.1	3.0
Career-Tech Occupationally-Specific Program Participation Rate (Class of '05~'07)	No HS	53.3%	44.6%
Career-Tech Occupationally-Specific Program Completion Rate (Class of '05~'07)	No HS	84.4%	80.6%
Average ACT Score (Class of 2008)	No HS	19.9	20.8
HS Graduates Completing Regents' College-Bound Curriculum	No HS	82.0%	81.8%
Out-of-State College-Going Rate	No HS	5.3%	7.0%
Oklahoma College-Going Rate ('05~'07)	No HS	51.7%	52.8%
Oklahoma College Freshmen taking at least one remedial course in Math, English, Science, or Reading ('05~'07)	No HS	38.3%	36.5%
Oklahoma College Freshmen with GPA 2.0 or Above ('05~'07)	No HS	73.9%	70.4%
Oklahoma College Completion Rate (1999~2001)	No HS	49.5%	44.1%