

District:

FRIEND**GRADY County**

1307 COUNTY RD 1350
CHICKASHA, OK 73018-8020
Phone: (405) 224-3822

Community Characteristics**Community Group: HI****Socioeconomic Data**

	District Community	State Average
Ethnic Makeup Based upon Fall Enrollment:		
Caucasian	80%	58%
Black	2%	11%
Asian	0%	2%
Hispanic	8%	10%
Native American	10%	19%
Average Property Valuation per ADM (12/2008)	\$31,823	\$37,366
Students Eligible for Free/Reduced Lunch	44.6%	56.0%

2000 Census Data

	District Community	State Average
District Population	1,075	6,402
Poverty Rate	11%	15%
Unemployment Rate	3%	5%
Average Household Income	\$44,723	\$44,370
Single-Parent Families	16%	29%
Highest Educational Level for Adults Age 25+		
College Degree	26%	26%
H.S. Diploma w/o College Degree	55%	55%
Less than 12th Grade Education	19%	19%

Preparation, Motivation and Parental Support

1st-3rd Graders Receiving Reading Remediation	17.5%	35.7%
Average Number of Days Absent per Student	7.3	10.4
Mobility Rate (Incoming Students)	4.4%	10.0%
Suspension to Student Ratio:		
1 suspension (<= 10 days) per ___ students	None	11.5
1 suspension (> 10 days) per ___ students	None	134.3
Parents Attending at least 1 Parent/Teacher Conf.	95.0%	72.6%
Patrons' Volunteer Hours per Student	0.4	2.6

Juvenile Offenders & Offenses (OJA)

One out of every ___ students was charged.	None Reported	71.0
Of those charged, each averaged ___ offense(s).	0.0	2.1
Of those charged, ___ were alleged gang members.	0	0.8

Symbols Used on this Report:

ADM = Average Daily Membership (Average Enrollment)

FTE = Full Time Equivalent

NA = Not Applicable

** = Data Protected by Privacy Laws

FTR = School/District Failed to Respond with Useable Data

DNA = Data Not Available from Providing Agency

RM = Revised Methodology

District Educational Process**Grade Organization, District Area & Enrollment**

This district offered grades EC-8 in school year 2007-2008. It was comprised of 1 Elementary School(s), 0 MS/JHS, and 0 High School(s). The district covered 31 square miles, with 6.7 students per square mile.

	District	Community Group Avg.	State Avg.
2006/2007 Average Enrollment (ADM)	212.1	163.5	1,172.2
2007/2008 Average Enrollment (ADM)	206.2	171.0	1,176.7
Difference from 2006/2007 to 2007/2008	-5.9 (-2.8%)	7.5	4.5

Student Programs

Students Identified as Gifted/Talented	10.7%	14.8%	17.0%
Students in Special Education	12.6%	15.9%	15.0%

Classroom Teachers & Professional Support (FTE)

Non-Special Ed. Teachers:			
Number of Teachers	10.6	15.2	70.2
Avg. Salary (w/ Fringe)	\$40,410	\$42,525	\$43,275
Teachers w/ Advanced Degree(s)	26.9%	24.8%	26.5%
Avg. Years of Experience	12.1	12.8	12.7
Special Education Teachers	0.0	0.9	8.1
Counselors	0.0	0.4	3.0
Other Certified Professional Staff	1.2	0.7	5.8

School & District Administration (FTE)

School & District Administrators	2.2	1.8	6.5
Average Salary of Administrators	\$57,086	\$66,506	\$72,160
Teachers per Administrator	4.9	8.9	12.1

District Revenues (ALL FUNDS)

Local & County	34.5%	43.7%	34.9%
State	57.9%	48.0%	53.3%
Federal	7.6%	8.3%	11.8%

District Expenditures (ALL FUNDS)

	District		Community Group Avg.		State Average	
	%	\$/ADM	%	\$/ADM	%	\$/ADM
Instruction	48.5%	\$3,328	53.2%	\$5,738	55.7%	\$4,237
Student Support	7.6%	\$521	4.8%	\$520	6.7%	\$512
Instructional Support	3.9%	\$264	2.5%	\$272	3.4%	\$261
District Administration	7.8%	\$535	6.8%	\$733	2.9%	\$222
School Administration	0.1%	\$4	4.1%	\$437	5.5%	\$418
District Support	21.8%	\$1,494	19.5%	\$2,099	17.1%	\$1,303
Other	10.5%	\$717	9.2%	\$995	8.6%	\$652
Total	100.0%	\$6,864	100.0%	\$10,794	100.0%	\$7,605
Debt Service in Addition to Above		\$1,162		\$331		\$554

Average HS Curriculum (Units Offered in Selected Subject Areas)

	District	Community Group Avg.	State Average
Language Arts	No High School	5.6	9.5
Science	No High School	4.1	6.9
Math	No High School	4.4	7.0
Social Studies	No High School	4.1	6.2
Fine Arts	No High School	3.6	6.8
Languages (non-English)	No High School	1.2	3.0
Total	No High School	23.2	39.5

**Office of Accountability**

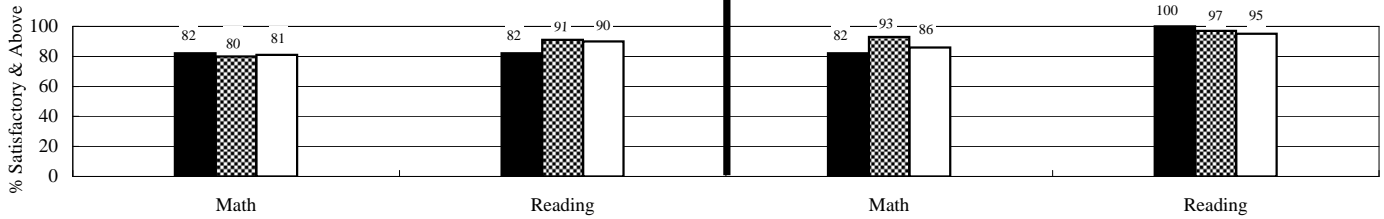
655 Research Parkway, Suite 301
Oklahoma City, OK 73104
(405) 225-9470 Fax: (405) 225-9474
Web Address: www.SchoolReportCard.org

Student Performance

District: FRIEND

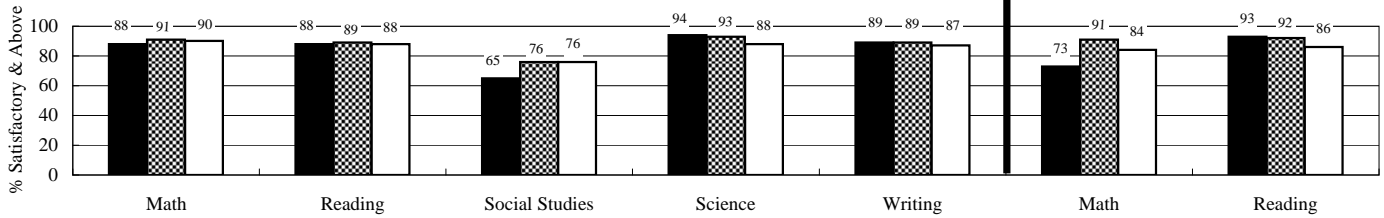
3rd Grade Tests *

4th Grade Tests *



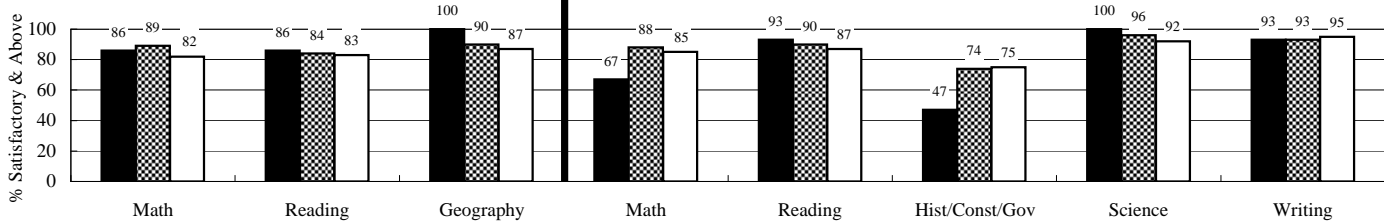
5th Grade Tests *

6th Grade Tests *



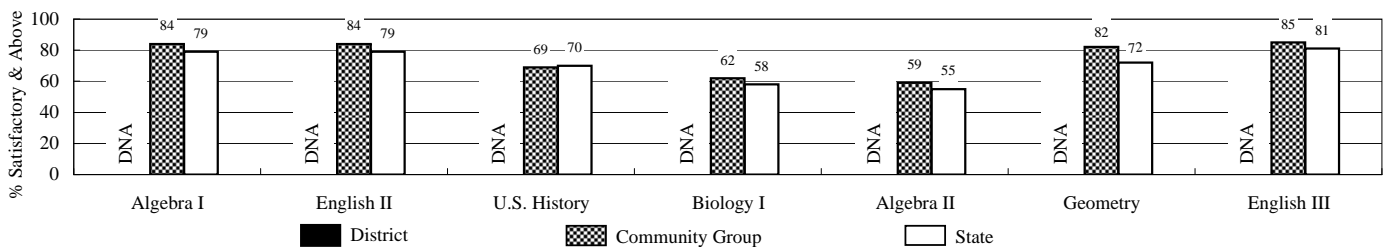
7th Grade Tests *

8th Grade Tests *



End-of-Instruction Tests *

Tests are administered to students taking the related course work. 8th grade students taking the related course work are also included on this report.



* Test results were only calculated for "regular full academic year" students.

Additional High School Performance Measures

	District	Community Group Average	State Average
Senior Graduation Rate (2008 Seniors)	No HS	99.7%	97.3%
4-Year Dropout Rate (Class of 2008)	No HS	2.8%	13.2%
Average GPA of HS Seniors (2008 Seniors)	No HS	3.2	3.0
Career-Tech Occupationally-Specific Program Participation Rate (Class of '05-'07)	No HS	54.9%	44.6%
Career-Tech Occupationally-Specific Program Completion Rate (Class of '05-'07)	No HS	82.5%	80.6%
Average ACT Score (Class of 2008)	No HS	19.5	20.8
HS Graduates Completing Regents' College-Bound Curriculum	No HS	85.2%	81.8%
Out-of-State College-Going Rate	No HS	5.9%	7.0%
Oklahoma College-Going Rate ('05-'07)	No HS	54.2%	52.8%
Oklahoma College Freshmen taking at least one remedial course in Math, English, Science, or Reading ('05-'07)	No HS	34.7%	36.5%
Oklahoma College Freshmen with GPA 2.0 or Above ('05-'07)	No HS	78.4%	70.4%
Oklahoma College Completion Rate (1999-2001)	No HS	51.7%	44.1%